





DELTA®-MS DRAIN

Installation instructions

- 1. The geotextile is always on the side against the earth. The fastening is regarded as assembly aid and is always placed above the water proofing. The top edge of the membrane must be about 10 cm higher than the water proofing.
- 2. At the bottom the sheet stops tight against the drainage pipe. The drainage pipe is surrounded with at least 15 cm of filter material (for example, gravel of sieve grade B 32) and at least 30 cm spreading to the drainage membrane. The backfilling of the earth should be carried out by compacting in layers. The backfill material should not contain sharp-edged broken stone of more than 10 cm diameter.
- 3. After backfilling, the sheet is cut off at ground level. Then the DELTA®-NOPPENBAHNEN PROFILE is fixed. With 1.9 m height of waterproofing the sheet is rolled out against the wall and fixed at the smooth edges. For heights greater than 1.9 m the sheets are laid vertically abutting each other.
- 4. With overlapping, the connecting sheet is always pushed under the lifted edge of the geotextile. The final sheet should overlap the first sheet by at least 30 cm. If vertically laid sheets have to be lengthened, the new lower sheet must be pushed up at least 20 cm under the upper sheet. Fix both together with at least 4 DELTA® fixing nails.
- 5. Plastic light-shafts should be fixed directly on the sheet. Cut out the window openings later. If the light-shafts are already installed, cut the sheet horizontally exactly on the lower edge of the light-shaft, and once vertically in the middle. The two flaps thus formed are fixed to the sides of the light-shaft with DELTA®-fixing nails. Also fix the sheet at the edges under the light-shaft with 2 DELTA®-fixing nails.
- 6. At cable or pipe penetrations, cut out in a V shape and fix a piece of sheet about 30 x 30 cm with 2 DELTA®-fixing nails.
- 7. On perimeter insulation the drainage membrane can be fixed with the DELTA®-TERRAXX Schraube, use 1 screw/m².



BASIC QUALITY

■ Protection and drainage system for vertical applications

■ For subgrade external walls

■ Building construction/rehabilitation

Fax: +49 23 30/63 355

Dörken GmbH & Co. KG
Wetterstraße 58
D-58313 Herdecke

Request for tender DELTA®-MS DRAIN

Item No.	Qty.	Specifications	Price unit	Price total
1 m ²	DELTA®-MS DRAIN (made by Dörken GmbH & Co. KG, D-58311 Herdecke) foundation wall protection and drainage sheet for civil engineering and project building construction, to be delivered and expertly applied to vertical masonry waterproofing. Sheets to be put up and mechanically fastened in conformance with the manufacturer's instructions. Sheet overlaps are to be carefully arranged.		
2 lfm	DELTA®-NOPPENBAHNEN-PROFIL (made by Dörken GmbH & Co. KG, D-58311 Herdecke), to be delivered and fastened to protect upper sheet edges after backfilling.		